


Getting to Forever Three Kinklink: A Comprehensive Guide



Getting to Forever: Book Three KinkLink series

by Tara Eldana

★★★★☆ 4.5 out of 5

Language : English
File size : 1573 KB
Text-to-Speech : Enabled
Screen Reader : Supported
Enhanced typesetting : Enabled
Word Wise : Enabled
Print length : 260 pages
Lending : Enabled



Getting to Forever Three Kinklink can be a challenging but rewarding experience. This guide will provide you with all the information you need to know to reach the end of the game.

The Basics

Kinklink is a puzzle game where you must connect three or more orbs of the same color to make them disappear. The game is played on a grid, and the orbs will fall down from the top of the screen. You must clear all of the orbs from the grid to progress to the next level.

There are three different types of orbs in Kinklink: red, blue, and green. You can only connect orbs of the same color to make them disappear. When

you connect three or more orbs, they will disappear and any orbs above them will fall down to fill the space.

The game is over when there are no more moves that can be made. If you get stuck, you can use the following tips to help you progress:

- Look for groups of three or more orbs that are close together.
- Try to connect orbs that are in the middle of the grid.
- Don't be afraid to use the power-ups that are available.

The Forever Three Kinklink Level

The Forever Three Kinklink level is the final level in the game. This level is significantly more difficult than the previous levels, and it will require you to use all of your skills to complete it.

The Forever Three Kinklink level is a large grid filled with orbs of all three colors. The orbs are arranged in a random pattern, and there are no obvious groups of three or more orbs that can be connected.

To complete the Forever Three Kinklink level, you will need to use the following strategies:

- Be patient. This level is designed to be difficult, and it may take you several attempts to complete it.
- Look for small groups of orbs that can be connected.
- Use the power-ups wisely. The power-ups can be used to clear large groups of orbs or to change the color of orbs.

If you follow these tips, you should be able to complete the Forever Three Kinklink level and reach the end of the game.

Getting to Forever Three Kinklink is a challenging but rewarding experience. This guide has provided you with all the information you need to know to reach the end of the game. So what are you waiting for? Start playing Kinklink today!




Getting to Forever: Book Three KinkLink series

by Tara Eldana

★★★★☆ 4.5 out of 5

Language : English

File size : 1573 KB




Text-to-Speech : Enabled
Screen Reader : Supported
Enhanced typesetting : Enabled
Word Wise : Enabled
Print length : 260 pages
Lending : Enabled



Will You Ever Pee Alone Again? The Future of Bathroom Technology

The bathroom has long been a place of privacy and solitude. But as technology advances, it's becoming increasingly likely that our bathrooms will become more social...



Nine Years Among the Indians 1870-1879: Witnessing Their Culture, Traditions, and Hardships

In the annals of American history, the period from 1870 to 1879 witnessed a tumultuous chapter in the relationship between Native American tribes and the United...