


Scale Etudes: The Ultimate Guide to Mastering Scales on Piccolo Oboe and Violin

Scale etudes are essential exercises for musicians who want to improve their technical skills and musicality. They provide a structured way to practice scales in a variety of keys and rhythms, which helps to develop finger dexterity, intonation, and rhythm.

This guide will provide a comprehensive overview of scale etudes, including their benefits, how to practice them effectively, and a list of recommended etudes for piccolo oboe and violin.

There are many benefits to practicing scale etudes, including:



Scale Etudes: C Piccolo, Oboe or Violin Part by Uncle Sam

★★★★☆ 4 out of 5

Language : English
Item Weight : 1.19 pounds
Dimensions : 9.7 x 7.3 x 0.9 inches
File size : 13955 KB
Print length : 32 pages
Screen Reader : Supported
X-Ray for textbooks : Enabled



- Improved finger dexterity: Scale etudes require you to use all of your fingers in a variety of combinations, which helps to improve your finger dexterity and coordination.

- Improved intonation: Scale etudes help you to develop a better understanding of the intervals between notes, which leads to improved intonation.
- Improved rhythm: Scale etudes are often written in a variety of rhythms, which helps you to develop a better sense of rhythm and timing.
- Increased musicality: Scale etudes can help you to develop a better understanding of the musical structure of scales, which can lead to increased musicality.

To get the most out of your scale etude practice, it is important to follow these tips:

- Start slowly: When you first start practicing a scale etude, it is important to start slowly and focus on accuracy. Gradually increase the speed as you become more comfortable with the etude.
- Use a metronome: A metronome can help you to maintain a steady tempo while practicing scale etudes. This will help you to improve your rhythm and timing.
- Vary the rhythms: Once you have mastered the basic rhythms of a scale etude, try varying the rhythms. This will help you to develop a more flexible approach to rhythm and timing.
- Play the etude in different keys: Once you have mastered a scale etude in one key, try playing it in different keys. This will help you to develop a better understanding of the scales and how they relate to each other.

- Listen to recordings: Listening to recordings of professional musicians playing scale etudes can help you to improve your own playing. Pay attention to the intonation, rhythm, and musicality of the performance.

There are many different scale etudes available for piccolo oboe and violin. Here is a list of some of the most popular and effective etudes:

- **Piccolo Oboe**
 - Carl Czerny, Op. 335: 40 Daily Exercises
 - Jean-Louis Tulou, Op. 6: 12 Grand Studies
 - Ernesto Cavallini, Op. 10: 24 Grand Studies
- **Violin**
 - Carl Flesch, Scale System
 - Ivan Galamian, Scales and Arpeggios
 - Otakar Ševčík, Forty Variations on a Scale


Scale etudes are an essential part of any musician's practice routine. They provide a structured way to practice scales in a variety of keys and rhythms, which helps to develop finger dexterity, intonation, rhythm, and musicality.

By following the tips in this guide, you can get the most out of your scale etude practice and improve your overall playing.

Scale Etudes: C Piccolo, Oboe or Violin Part by Uncle Sam

★★★★☆ 4 out of 5

Language : English




Item Weight : 1.19 pounds
Dimensions : 9.7 x 7.3 x 0.9 inches
File size : 13955 KB
Print length : 32 pages
Screen Reader : Supported
X-Ray for textbooks : Enabled



Will You Ever Pee Alone Again? The Future of Bathroom Technology

The bathroom has long been a place of privacy and solitude. But as technology advances, it's becoming increasingly likely that our bathrooms will become more social...



Nine Years Among the Indians 1870-1879: Witnessing Their Culture, Traditions, and Hardships

In the annals of American history, the period from 1870 to 1879 witnessed a tumultuous chapter in the relationship between Native American tribes and the United...