


# The Artistry of Fundamentals for Band Flat Alto Saxophone

The flat alto saxophone is a beautiful and versatile instrument that can be used in a wide variety of musical genres. Whether you're playing in a jazz band, a classical orchestra, or a rock band, the fundamentals of saxophone playing are essential to developing your technique, tone, and interpretation.



## The Artistry of Fundamentals for Band, E-flat Alto Saxophone by David Sherrin

★★★★★ 5 out of 5

Language : English

File size : 15687 KB

Screen Reader: Supported

Print length : 36 pages

Paperback : 36 pages

Item Weight : 4.4 ounces

Dimensions : 7.87 x 5.51 x 1.57 inches

FREE

DOWNLOAD E-BOOK



In this article, we'll cover everything you need to know about the fundamentals of band flat alto saxophone playing, from proper posture and breathing to fingerings and articulation. We'll also discuss some of the more advanced techniques that will help you take your playing to the next level.

## Posture and Breathing

Proper posture and breathing are essential for saxophone playing. When you're sitting or standing, make sure your back is straight and your

shoulders are relaxed. Your feet should be flat on the floor and your legs should be slightly apart.

When you're breathing, take deep breaths from your diaphragm. Your stomach should expand as you inhale, and your chest should remain relatively still. Exhale slowly and evenly as you play.

## **Fingerings**

The fingerings for the flat alto saxophone are the same as the fingerings for the tenor saxophone. The left-hand fingers are used to cover the holes on the top of the saxophone, and the right-hand fingers are used to cover the holes on the bottom.

It's important to practice your fingerings regularly so that they become second nature. The more you practice, the easier it will be to play complex passages without making mistakes.

## **Articulation**

Articulation refers to the way you start and stop notes. There are a variety of different articulations that can be used on the saxophone, including tonguing, slurs, and staccato.

Tonguing is the most common way to articulate notes on the saxophone. To tongue a note, simply tap the tip of your tongue against the reed as you blow air into the saxophone.

Slurs are used to connect two or more notes without tonguing. To slur notes, simply blow air into the saxophone without stopping between notes.

Staccato is used to play short, detached notes. To play staccato, simply tap the tip of your tongue against the reed as you blow air into the saxophone.

## **Tone**

The tone of your saxophone is determined by a variety of factors, including your embouchure, your breath support, and the type of reed you're using.

Your embouchure is the way you position your lips and teeth on the mouthpiece. The embouchure is essential for producing a clear and focused tone.

Your breath support is the way you control your airflow. Breath support is essential for playing with a consistent tone.

The type of reed you're using can also affect the tone of your saxophone. Softer reeds produce a darker, more mellow tone, while harder reeds produce a brighter, more piercing tone.


## **Interpretation**

Interpretation is the art of expressing your own musical ideas through your playing. When you interpret a piece of music, you're not just playing the notes on the page; you're also expressing your own unique personality and style.

There are many different ways to interpret a piece of music. Some players prefer to play with a lot of vibrato, while others prefer to play with a more straight tone. Some players prefer to play with a lot of ornamentation, while others prefer to play with a more シンプルな style.

The best way to develop your own interpretation is to listen to a variety of different recordings of the same piece of music. Pay attention to the way different players interpret the music, and try to incorporate some of their ideas into your own playing.

The fundamentals of band flat alto saxophone playing are essential for developing your technique, tone, and interpretation. By mastering the basics, you'll be able to play with confidence and expressiveness, and you'll be able to take your playing to the next level.



## The Artistry of Fundamentals for Band, E-flat Alto

**Saxophone** by David Sherrin

★★★★★ 5 out of 5

Language : English

File size : 15687 KB

Screen Reader: Supported

Print length : 36 pages

Paperback : 36 pages

Item Weight : 4.4 ounces

Dimensions : 7.87 x 5.51 x 1.57 inches

FREE


DOWNLOAD E-BOOK





## **Will You Ever Pee Alone Again? The Future of Bathroom Technology**

The bathroom has long been a place of privacy and solitude. But as technology advances, it's becoming increasingly likely that our bathrooms will become more social...



## **Nine Years Among the Indians 1870-1879: Witnessing Their Culture, Traditions, and Hardships**

In the annals of American history, the period from 1870 to 1879 witnessed a tumultuous chapter in the relationship between Native American tribes and the United...